


Carbon Footprint

 **543.956** tnCO₂e

Carbon Intensity by Employee (FTE)


 **4.533** tnCO₂e

Carbon Intensity by Revenue


 **0** tnCO₂e

Carbon Footprint Benchmark

1594

 round trips from London to Barcelona

121

 petrol cars driven for 1 year

69

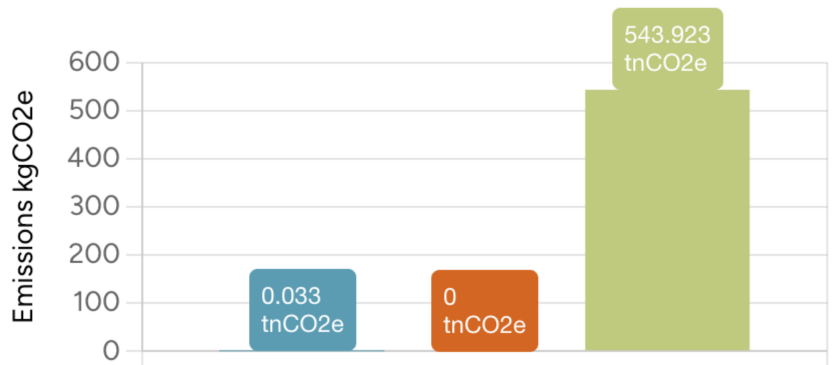
 homes powered for 1 year

Carbon Breakdown by Scope

Scope 1: 0.0%

Scope 2: 0%

Scope 3: 100.0%



Carbon Breakdown by Category

Energy: 17.2%

Transport: 26.7%

Products and Services: 55.9%

Waste: 0.1%

