

&feca

# Report 4: Race to Zero Carbon Footprint Report 2023-2024

September 2024

# Report 4: Race to Zero Carbon Footprint Report 2023-2024

For and on behalf of Efeca Ltd | [www.efeca.com](http://www.efeca.com)

**Date: September 2024**

This report has been prepared by Efeca the trading name of Emily Fripp & Associates Ltd, with all reasonable skill, care and diligence within the terms of the Contract with the client, incorporating our General Terms and Conditions of Business and taking account of the resources devoted to it by agreement with the client. We disclaim any responsibility to the client and others in respect of any matters outside the scope of the above. This report is confidential to the client and we accept no responsibility of whatsoever nature to third parties to whom this report, or any part thereof, is made known. Any such party relies on the report at their own risk.



# Table of Contents

<b>Report 4: Race to Zero Carbon Footprint Report 2023-2024</b>	<b>2</b>
<b>Table of Contents</b>	<b>3</b>
<b>1. Introduction</b>	<b>4</b>
<b>2. Descriptive Information</b>	<b>5</b>
<b>3. Greenhouse gas emissions data</b>	<b>7</b>
3.1 Per capita emissions	8
3.2 Energy use	8
3.3 Business travel	9
<b>4. Description of methodologies and data used</b>	<b>11</b>
4.1 How we calculated our homeworking emissions:	13
<b>5. Targets and performance</b>	<b>14</b>
5.1 Absolute reduction	14
5.2 Scope 2	15
5.3 Scope 3	15
<b>6. Actions and impact</b>	<b>16</b>
6.1 Scope 2	16
6.2 Scope 3	16
<b>7. Management and resilience</b>	<b>18</b>



# 1. Introduction

In July 2021 Efeca joined the United Nation's Race to Zero campaign.<sup>1</sup> Race To Zero is a global campaign to rally leadership and support from businesses, cities, regions, investors for a healthy, resilient, zero carbon recovery that prevents future threats, creates decent jobs, and unlocks inclusive, sustainable growth. It mobilizes a coalition of leading net zero initiatives, representing 1,162 cities, 52 states and regions, 2,998 businesses, 7,277 SME's, 661 financial institutions, and 1,193 Higher Education Institutions. These 'real economy' actors joined 146 countries starting in 2021 in the largest ever alliance committed to achieving net zero carbon emissions by 2050 at the latest. Collectively these actors now cover nearly 25% global CO<sub>2</sub> emissions and over 50% GDP, and SMEs represent over half of the members.<sup>2</sup>

As a small business, Efeca joined the Race to Zero through the UK's SME Climate Hub, along with many other small and medium sized UK businesses. Efeca pledged to halve emissions before 2030 and achieve net zero emissions by 2040. The first step in this journey was to measure our baseline emissions, for the year 2019-2020. We then measured and reported our emissions for 2021-2022 so that we would have a comparison for a more normal (non-Covid) year.

This report contains the outcomes of our reporting calculation of our greenhouse gases (GHG) emissions for April 2023 – March 2024. It includes information on our company, background on our choice of baseline year, information on our scope of reporting and methodologies, and information on our GHG emission totals. It compares our performance against previous years, and discusses our progress on our goals for reaching net zero, our plan of action and our chosen KPI's for reporting.

---

<sup>1</sup> <https://climatechampions.unfccc.int/system/race-to-zero/>

<sup>2</sup> [https://climatechampions.unfccc.int/wp-content/uploads/2023/12/Race-to-Zero-2023-Progress-Report\\_29112023-.pdf.pdf](https://climatechampions.unfccc.int/wp-content/uploads/2023/12/Race-to-Zero-2023-Progress-Report_29112023-.pdf.pdf), <https://unfccc.int/news/cities-regions-and-businesses-race-to-zero-emissions>



## 2. Descriptive Information

The following gives an overview of Efeca: who we are, what we do, and what we are reporting on for our 2023-2024 footprint.

**Table 1: Overview of Efeca**

Descriptive information	Company response
Company name	Emily Fripp and Associates Ltd. – trading as Efeca and Efeca Éire (founded in September 2023)
Description of the company	Efeca provides advice and support to develop, implement, monitor, evaluate and report on national and international policies, regulations and private sector commitments, both voluntary and mandatory, on the sustainable and legal sourcing of natural resources, with a focus on agricultural and forest commodities.
Chosen consolidation approach (equity share, operational control or financial control)	Operational control
Description of the businesses and operations included in the company's organizational boundary	<p>A consultancy with 9 FTE team members: (9 employees and 2 associates, 4 of which were part-time in this period).</p> <p>Hybrid office/home working. One office, Space House, Bournemouth. In previous years, we had an office in Dorchester, which was closed in December 2022.</p>
The reporting period covered	April 2023 – March 2024
A list of scope 3 activities included in the report	<ul style="list-style-type: none"> <li>• Business travel emissions</li> <li>• Home working emissions – we elected to include home working emissions because home working is a significant part of our working style, even pre-pandemic.</li> </ul>

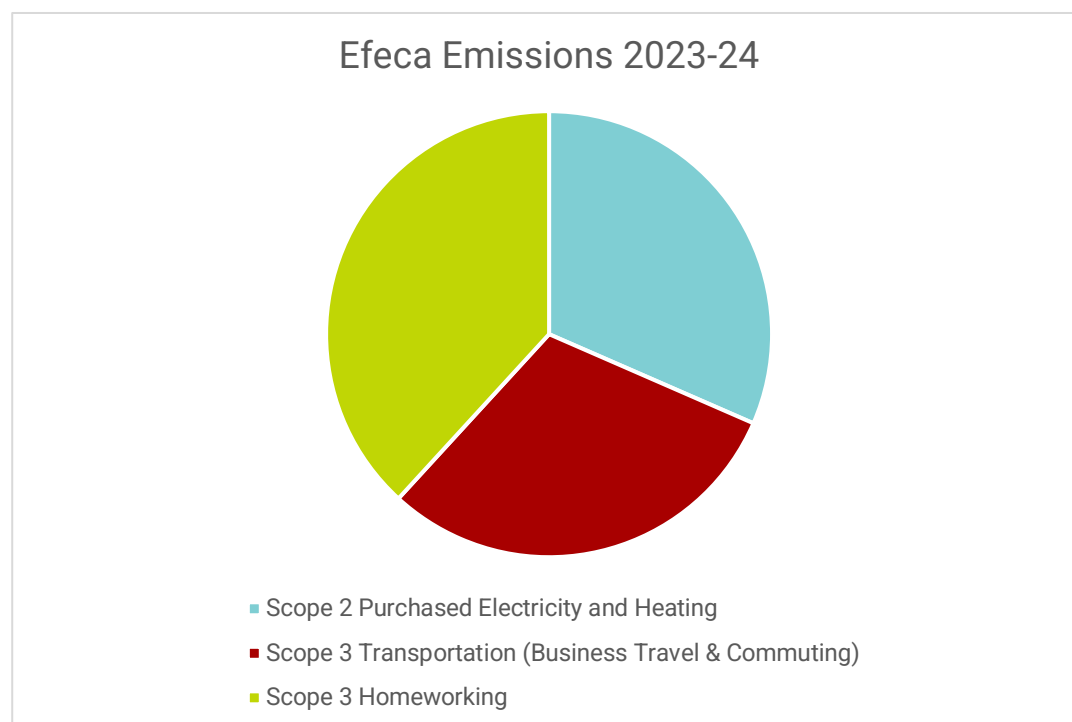
<p>A list of scope 1, scope 2, and scope 3 activities excluded from the report with justification for their exclusion</p>	<p><b>Scope 1</b></p> <ul style="list-style-type: none"> <li>• Mobile Combustion – no vehicles owned by the company</li> <li>• Stationary Combustion – none undertaken on site</li> <li>• Refrigerants – unable to obtain this level of detail on air-conditioning in rented offices</li> </ul> <p><b>Scope 3</b></p> <ul style="list-style-type: none"> <li>• Waste – negligible amounts</li> </ul>
<p>The year chosen as base year and rationale for choosing the base year</p>	<p>April 2019 – March 2020, according to our tax year.</p> <p>We chose this year as we believe it represented a more 'normal' year in terms of travel activity (pre pandemic). We then measured 2021-2022 (skipping 2020-2021) and 2022-2023 when operations had regained more normalcy post-pandemic.</p>
<p>Once a base year has been established, the chosen base year emissions recalculation policy. If base year emissions have been recalculated, the context for any significant emissions changes that triggered the recalculation.</p>	<p>Policy of recalculation – to be fully transparent in future reporting if we decide to recalculate or correct the baseline year.</p>

### 3. Greenhouse gas emissions data

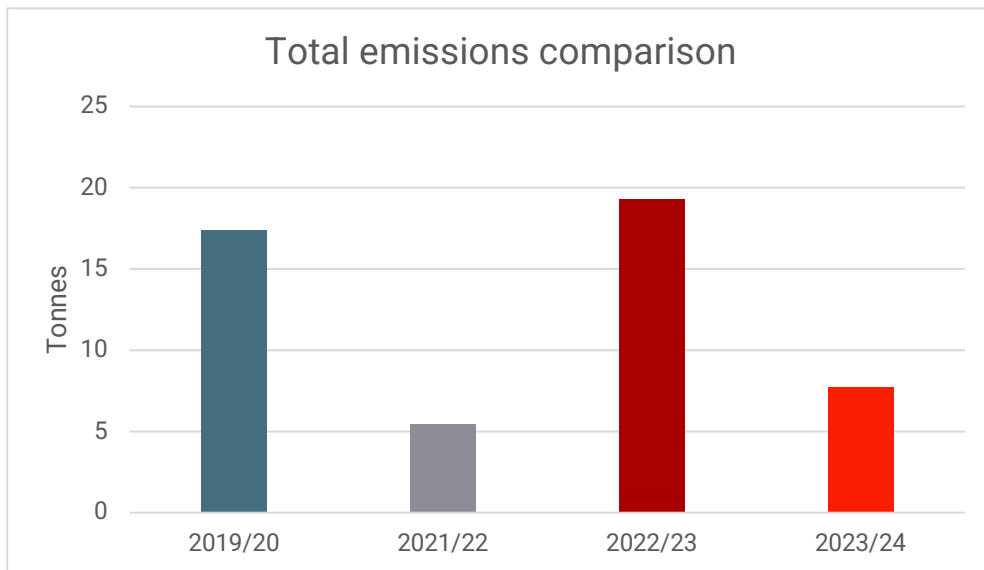
The below outlines our overall carbon footprint, and provides detail on our energy use, business travel and per capita footprint.

**Table 2: Efeca's overall carbon footprint for 2023-24**

Scopes and categories	Metric tons CO <sub>2</sub> e
Scope 2: Indirect emissions from the use of purchased electricity, steam, heating, and cooling	2.44
Scope 3: Business travel & Commuting	2.34
Scope 3: Working from home	2.96

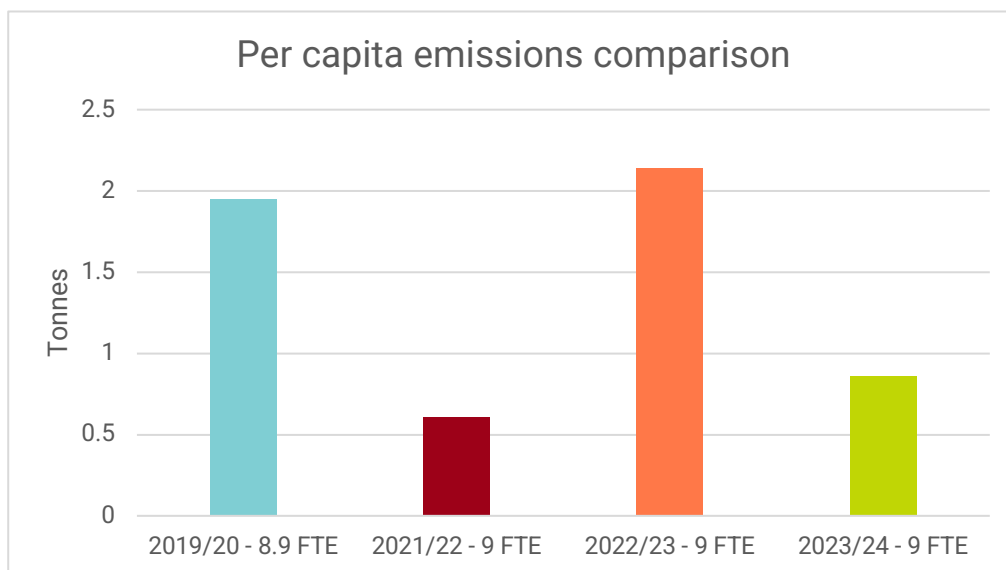


Our overall carbon footprint of 7.74 tonnes is lower than our baseline year of 17.39 tonnes, and has reduced by 55.5% since our baseline year. For the first time since we began measuring, homeworking makes up the largest portion of our emissions. This reflected this year's lower rate of business travel (mainly through a reduction in flights) as well as our efforts to lower our emissions in our office space and the fact that the majority of our team worked primarily from home (10 out of 12). We have also improved our methodology to measure our commuting and business use, which we were not doing in our baseline year. The below graph compares the 4 years.



### 3.1 Per capita emissions

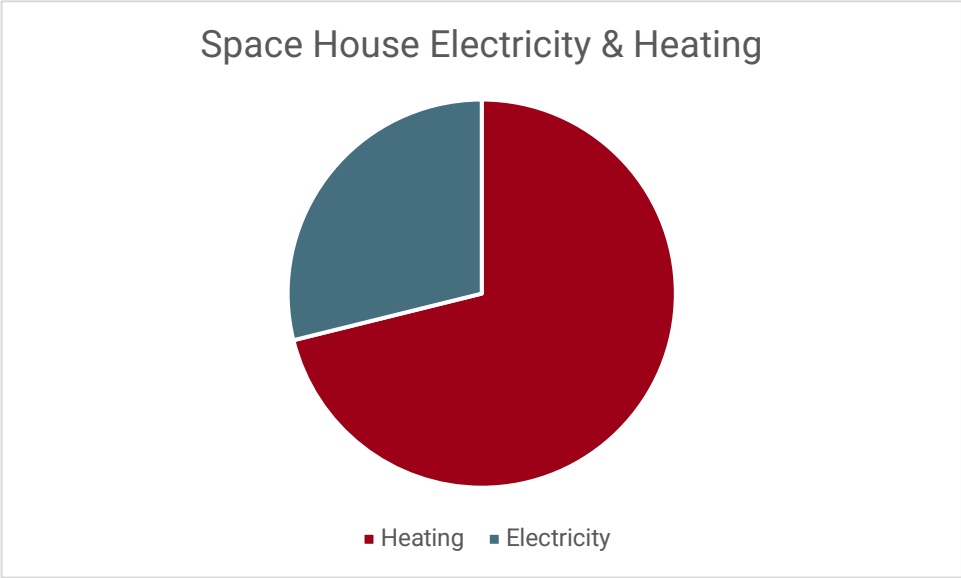
In terms of per capita emissions, our FTE team members remained largely the same from 2019 to 2024 (8.9 vs 9 FTE). Our tonnes per FTE reduced from 1.95 to 0.86 tonnes per capita.



### 3.2 Energy use

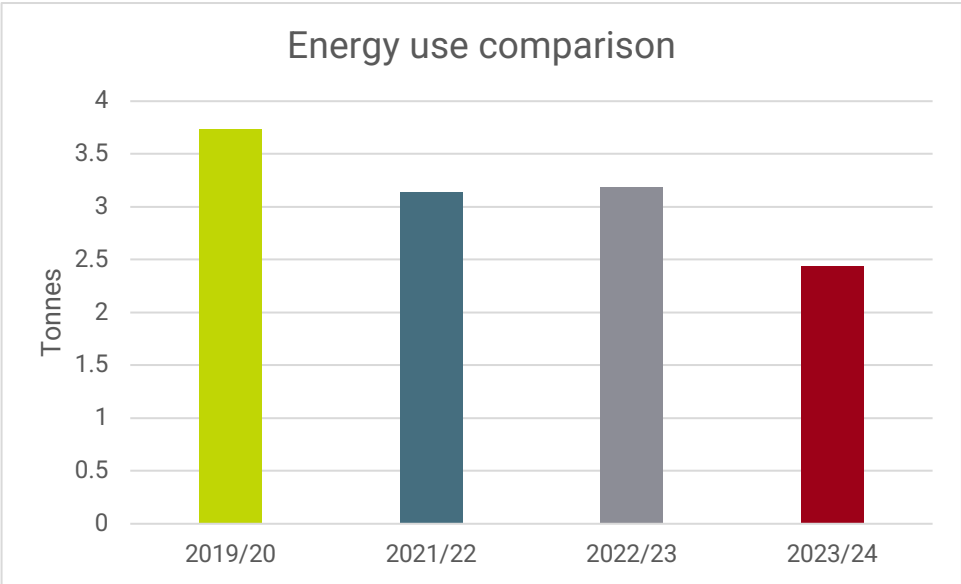
Our office space electricity and heating for our one location at Space House is shown below.





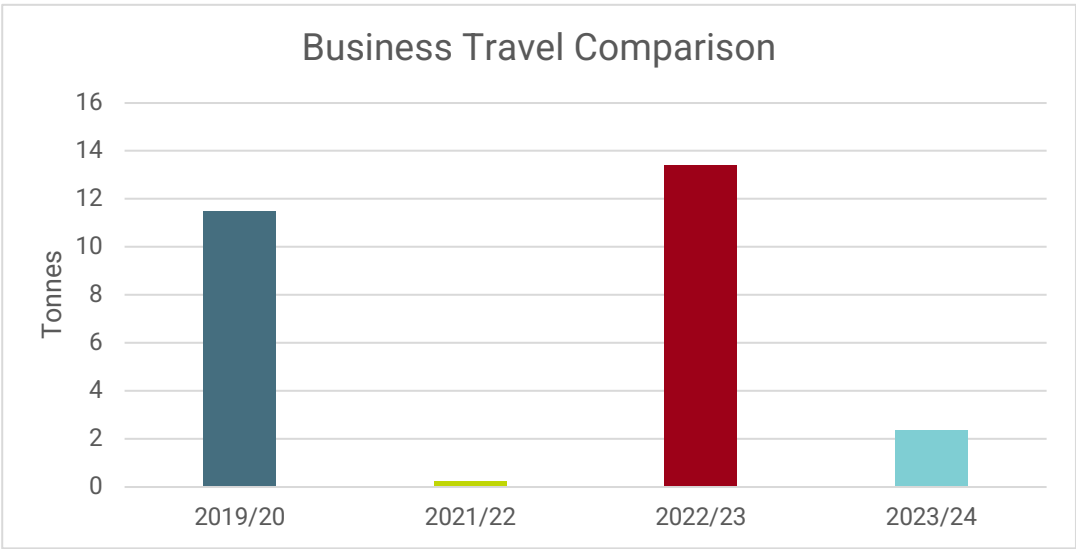
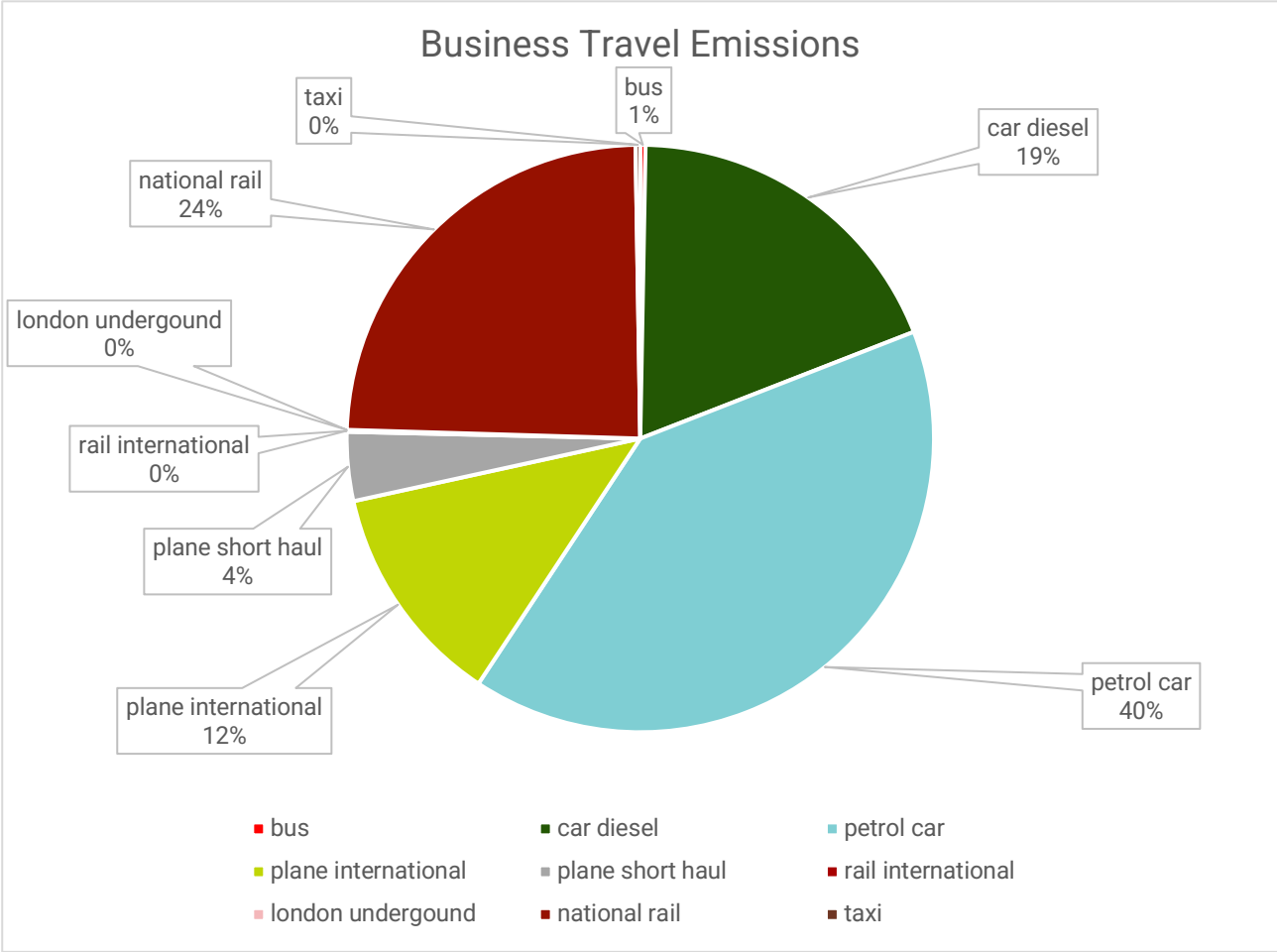
Our energy use in Space House, our sole office space from December 2022, has lowered from 0.88 tonnes in our baseline year to 0.76 tonnes in 2023-24 – a 13.6% decrease. We have modified our own behaviour regarding energy consumption, but our gas figures are taken as a whole building and then divided by floor area, so we realised that if others are not modifying their behaviour, our gas use will not be affected. To help, we created an Energy Action Group for the whole building to get the other companies thinking about their behaviour around energy usage.

Our total electricity and heating energy over the years are compared below, encompassing usage at 3 different locations. Our total energy use has decreased by 34.6% since 2019.



### 3.3 Business travel

Our business travel has gone down since our baseline year (2.34 tonnes in 2023-2024 versus 11.47 tonnes in 2019-20), mainly due to fewer flights undertaken this year by our team. Our commuting emissions were included this year in our general travel calculations (we began calculating them in November 2022). Commuting emissions are rather small, as many employees work from home, and do not travel to the office daily.



## 4. Description of methodologies and data used

The below table describes the various methodologies and data sets we used to calculate our emissions, along with their predicted accuracy.

**Table 3: Scope and methodologies / data sets used to calculate emissions**

Scope	Methodologies used to calculate or measure emissions, providing a reference or link to any calculation tools used
Scope 2	Facility 1 (Space House, Bournemouth): obtained electricity and gas units used from building accounts team.
Scope 3	<p>Business Travel - we created a bespoke system to capture information on trips taken, mode of travel, mileage, and calculate carbon emissions from our business expenses.</p> <p>Home working – Please see below for a full methodology on calculating home working emissions. We based our calculations on a methodology outlined by Eco Act in partnership with Lloyds banking group and Nat West. (<a href="https://info.eco-act.com/en/homeworking-emissions-whitepaper-2020">https://info.eco-act.com/en/homeworking-emissions-whitepaper-2020</a>). We refined our calculations by adapting the working hours more precisely to Efeca hours/holidays.</p>

The below table outlines the types of data and data quality for our calculations.

**Table 4: Type of data and data quality**

Scope and category	Description of the types and sources of data used to calculate emissions	Description of the data quality of reported emissions	Description of the methodologies, allocation methods, and assumptions used to calculate emissions	Percentage of emissions calculated using data obtained from suppliers or other value chain partners
Scope 2	Energy bills used for Space House.	Time period is April 23 - March 24. Energy bills should be accurate.	Space House - Energy units for Efeca usage, in kWh, obtained from building accounts. For both offices, used UK grid emissions factor.	100%
Scope 3 - Business travel and Commuting	Tracked via both timesheet and monthly expense	Data quality excellent.	Used GHG Protocol emissions calculation tool, using Defra emissions factors.	n/a

	submissions, where mileage travelled is recorded.			
Scope 3 - Home working	Used the methodology outlined in the report "Homeworking emissions whitepaper" published by Eco Act in partnership with Nat West and Lloyds Banking Group.	Data on days per week spent working at home varied – for some employees, this was well known due to set scheduling and for others was estimated in hindsight.	Have the full detail on methodology used to calculate working time, electricity consumption per desk (computers and lights), and heating incremental in our GHG calculation spreadsheet. Summary also listed below. Used emissions factor from UK Gov for 2023.	n/a



## 4.1 How we calculated our homeworking emissions:

Our methodology on our homeworking emissions is outlined below.

- Firstly, we worked out the proportion of time we all spent at home (this may be in months, or percentage of the working week) and we then times it by 142 working hours per month and 10.6 working months (see calculation listed in Excel from EcoAct paper).
- For energy use at home – we times 150 Watts (total estimated per desk, including lighting and workstation) by the total hours worked at home, and divided that by 1000 to get kWh.
- For incremental heating use – we times 5 kWh by total hours worked at home. Then we divided this by 6/12 or 2 to take into account that heating is used 6 months of the year. We also took into consideration that some employees may not use heating (Florida) or may not have worked for Efeca in the heating period, or may not have worked at home in the heating period (we wrote our notes on working practices per employee in our working notes section). We had to divide this number again by 2 if the space is shared with someone else (or 3 if shared with 2 people, etc.)
- Finally, we used the UK grid average emissions factors listed in Excel to calculate total emissions, ensuring we used different emissions factors for Florida and Ireland.

# 5. Targets and performance

## 5.1 Absolute reduction

On November 9<sup>th</sup>, 2022, we set a company target to achieve a 5% reduction in the 1<sup>st</sup> year (2022-23) of our Race to Zero comparison. We agreed not to compare 2021-2022 against the baseline year as emissions were so low due to the pandemic.

Due to the growth in the team, this target for 2022-23 was not achieved, as our total emissions rose by 0.69%, a very small percentage increase. The largest increase came from our business travel emissions as a result of our growth as a company. It should be noted that our per capita emissions did remain at a consistently low level.

We also agreed on November 9<sup>th</sup>, 2022 to aim to achieve a 1% per year reduction in absolute emissions from 2023 until 2030. This target, first measured in the 2023/24 reporting period, was overwhelmingly achieved. Our 2023/24 footprint is 55.5% lower than our baseline year, and 60% lower than our 2022/23 footprint.

Furthermore, we agreed to achieve carbon neutralisation of our total emissions for 2019/20, 2021/22, and 2022/23, which we achieved through the purchase of carbon offsets in 2023 from a Plan Vivo project called CommuniTree<sup>3</sup> in Nicaragua. Our total emissions from April 2019 - March 2023 equalled 38.84 tonnes. We chose the CommuniTree project based on a team vote, and agreed that we wanted to support a small, less established project where our investment may have a larger impact. We also wanted to support a Plan Vivo project, as our CEO Emily Fripp is a Plan Vivo Trustee. CommuniTree is a reforestation initiative in Nicaragua, working with thousands of smallholder farmers to create long-term income opportunities from growing trees on underused parts of their land. This seeks to provide support directly to communities, which results in a greater long-term impact while also covering our carbon footprint.

We have purchased carbon offsets in support of CommuniTree again this year, equalling our 2023/24 footprint of 7.74 tonnes.

We did not set a target to reach zero emissions, as we will always incur emissions due to the nature of our business structure. Although we do not own our premises, we have spoken and attempted to influence our landlord to switch to a green energy supplier and have set up an Energy Action Group, involving all of the companies in Space House. The committee has met three times to generate ideas on energy reduction.

Whilst we know that we will always have to undertake some business travel, we have changed our policy to no flying within the UK, and if at all possible, in northern Europe. Please see below sections for more information on our energy use and travel policies.

We have not set an emissions intensity target, based on our revenue or employee numbers, but may do so in future.

---

<sup>3</sup> <https://www.planvivo.org/communitree>

Average per capita emissions in the UK in 2022 was 4.7 tonnes, which is an interesting comparison to our per capita figure of 0.86 tonnes and our overall footprint of 7.74 tonnes.<sup>4</sup>

## 5.2 Scope 2

In terms of energy use, on November 9<sup>th</sup>, 2022 we set a target of a per person reduction of 1% year on year until 2030, from 2023. In the 2023/24 reporting period, we decreased our energy use by 23.5% since 2022/23, while maintaining the same number of employees.

## 5.3 Scope 3

In terms of both commuting and business travel, on November 9<sup>th</sup>, 2022 we set a target of a per person reduction of 1% year on year until 2030, from 2023. In the 2023/24 reporting period, we decreased our transportation emissions by 82.5% since 2022/23, while maintaining the same number of employees. This is mainly due to a decrease in long haul flights taken this year.

We did not set a target to reduce homeworking emissions.

---

<sup>4</sup> <https://www.statista.com/statistics/1299198/co2-emissions-per-capita-united-kingdom/>

# 6. Actions and impact

## 6.1 Scope 2

In February 2023, we shared an action plan with our landlords to support a reduction in overall energy use (gas and electricity) of the main office space we occupy at Space House. We then created a Space House Energy Action Group, which has met 3 times with representatives from each company. We have worked through the below action plan and generated additional ideas. We ultimately cannot ensure that they are implemented throughout the building. This affects our usage, as it is apportioned by floor energy bills.

The action plan includes the following recommendations:

- Each company could appoint a dedicate “energy champion” to drive the energy saving push for each individual office. The building champions could then meet once a quarter to discuss progress.
- As all staff members are critically important in energy-saving drives, the energy champion should talk to everyone and asked their opinion on how they think energy savings could be increased.
- Choose motion-activated lighting options for rooms that are not used very often, as these will turn off automatically if no one is in the room.
- Ensure all bulbs are LED. If fluorescent tube lighting is used, this could be replaced with slim line LED fluorescent tubes, as they use 25% less electricity.
- Encourage staff to use equipment in a more energy-efficient manner. This could be as simple as only filling kettles with as much water as is needed or turning off computers and any other electrical appliances when not in use.
- Read energy efficiency labels when purchasing new equipment for the office, particularly for appliances such as fridges, freezers and dishwashers, as these provide a good indicator of how much it will cost to run them in the long-term.
- Turn heating down by 1°C – this will save 8%
- Turn down / off radiators in places that are not used very often
- On bright days, turn off all or some lights
- On warm days, open the windows rather than put on air conditioning
- The building could experiment with switch-on and switch-off times for heating and air conditioning and switch them off an hour before the end of the working day.

We implemented this action plan within our office space, and our energy use had reduced by 23.5% since last year.

## 6.2 Scope 3

### Travel

In mid-November 2022, we created a travel decision tree and some example carbon footprint calculations of different modes of travel to assist employees in making low impact decisions when booking business travel.





We also agreed a company policy to not fly within the UK and if possible, within northern Europe, but instead travel by train (unless an emergency arises or there is a particular case where train travel is not possible).

Annual emissions from business travel have decreased in comparison to our baseline year – 2.34 tonnes in 2023-2024 vs. 11.47 tonnes in 2019-20.

### **Homeworking**

In terms of encouraging employees to reduce homeworking emissions, we have discussed green energy suppliers and switching energy contracts at home.

## 7. Management and resilience

The individual responsible for overseeing climate change action in our organisation is Lucy Cullinane, COO. Although Efeca does not have a board of directors that could provide oversight over climate change matters, the Senior Management Team make the decisions and discuss climate matters regularly. We have recently achieved B Corp certification (July 2023).

Our strategy aligns with the latest and most ambitious science (i.e., halving emissions by 2030 and reaching net-zero by 2050 at the latest, thereby limiting global warming to 1.5°C).

We do not carry out a formal process of identification, assessment and management of climate risks. Due to the nature of our business as a consultancy, we do not face material risks.