

2023

# Impact Report



Certified



Corporation

# Our biggest 2023 milestone was hitting our 1 million Emission-Free Deliveries Target.

All sustainable and all contributing to XeroE’s mission to help clean up the air we all breathe.

“”

Surpassing the milestone of one million emission-free deliveries since launch signifies a substantial enhancement to our urban environment. This positive impact extends beyond our own deliveries, inspiring larger industry players and welcoming new sustainable businesses into the market.

We extend our heartfelt thanks to our dedicated couriers who have not only met but exceeded outstanding performance targets during a challenging economic year.

Steve Evans, Co-founder & CEO



Through international partnership arrangements with an alliance of sustainable delivery businesses we now have a robust network extending to urban centres in Spain, Italy, and The Netherlands.

This invaluable network, already firmly established, positions XeroE to expedite its expansion plans, aiming to reach 24 cities across the UK by the end of 2024. XeroE's

clients gain seamless access to sustainable national distribution services in the UK, complemented by versatile options in other European countries. The stage is set for a dynamic and efficient growth trajectory, solidifying XeroE's commitment to providing top-tier sustainable services across borders.

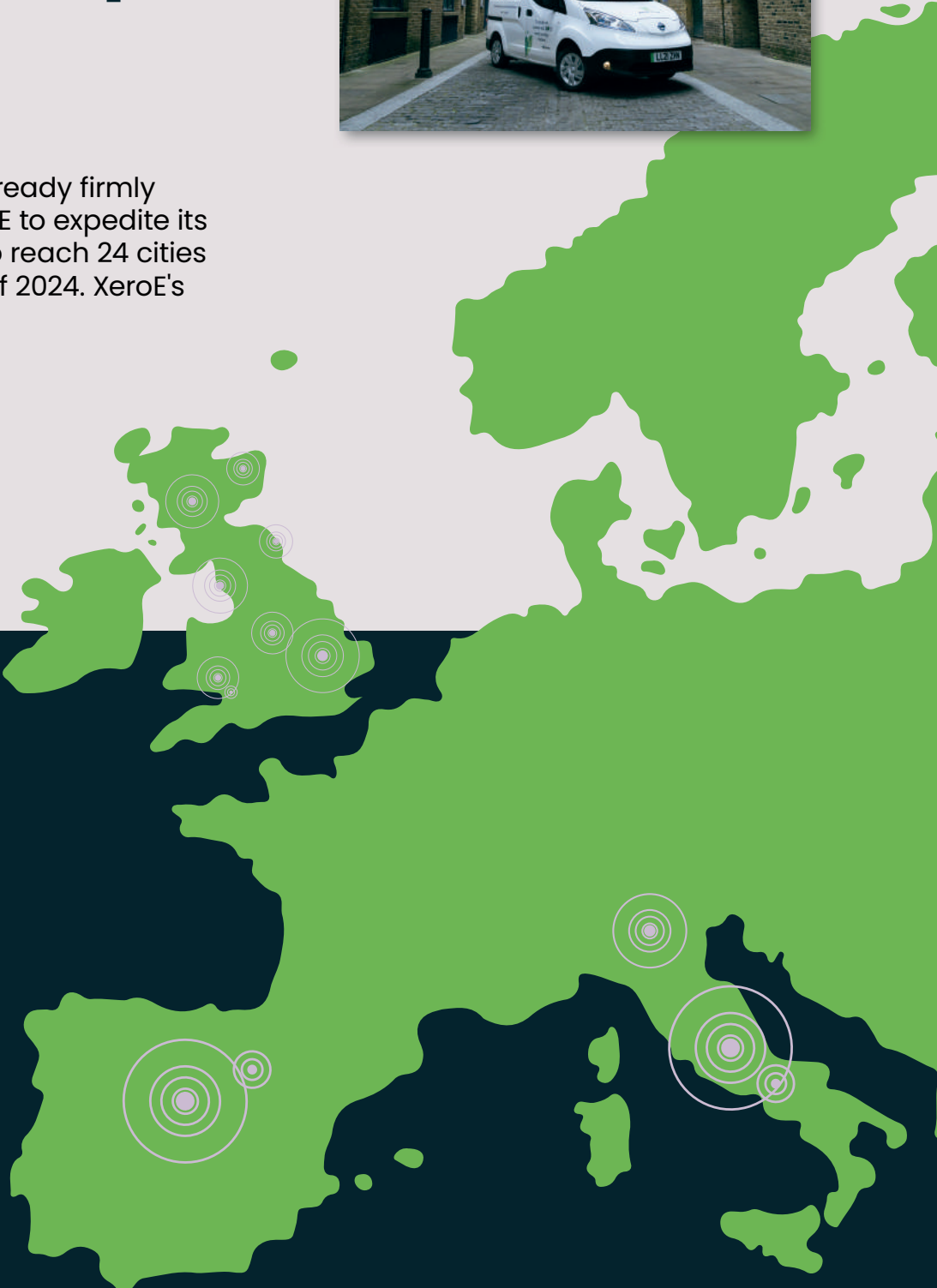


## Bolstering our reach.

In 2023 we pushed boundaries and expanded coverage further than ever.

We now cover Barcelona, Madrid, Valencia, Rome and Milan and will be in 24 UK cities by the end of 2024

- Barcelona
- Madrid
- Valencia
- Rome
- Milan





# What's the impact?

Whilst e-commerce has taken a hit in the cost of living crisis we have continued to make a significant impact on our urban environments by enabling businesses to take their deliveries away from polluting vehicles with our emission-free deliveries.

**2023:**  
The distance...  
We've covered over  
**432,000km**  
in just 12 months.

That's the equivalent of our cyclists and electric vans going around the globe 11 times!



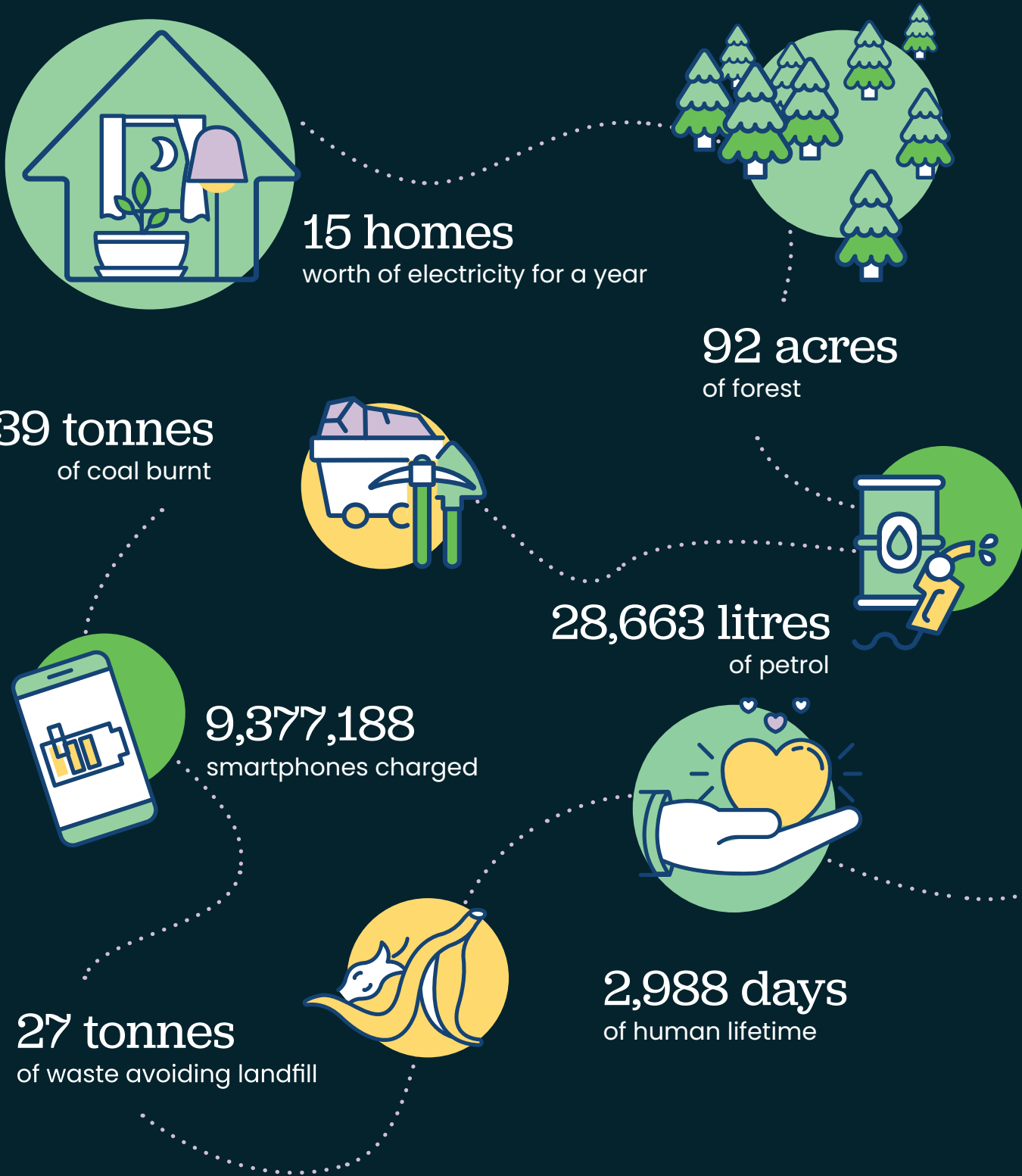
... and the impact!  
The table below shows the most common and harmful greenhouse emissions, and how we compare against traditional carriers.

	CO2	NOX	PM2.5	COST TO NHS
TRADITIONAL CARRIER	101,081 kg	248,614 gm	10,774 gm	£16,558
XEROE BICYCLE	440 kg	0 gm	0 gm	£0
XEROE CARGO BIKE	1,737 kg	0 gm	0 gm	£0
XEROE ELECTRIC CAR	3,615 kg	0 gm	977 gm	£501
XEROE ELECTRIC SCOOTER	418 kg	0 gm	0 gm	£0
XEROE ELECTRIC VAN	17,615 kg	0 gm	2,280 gm	£836
TOTAL SAVINGS	77,088 kg	248,614 gm	7,517 gm	£15,221

\* Environmental costs had XeroE not been used  
\*\* Emissions calculator developed in partnership with Imperial College London

# Nice numbers! What do they mean?

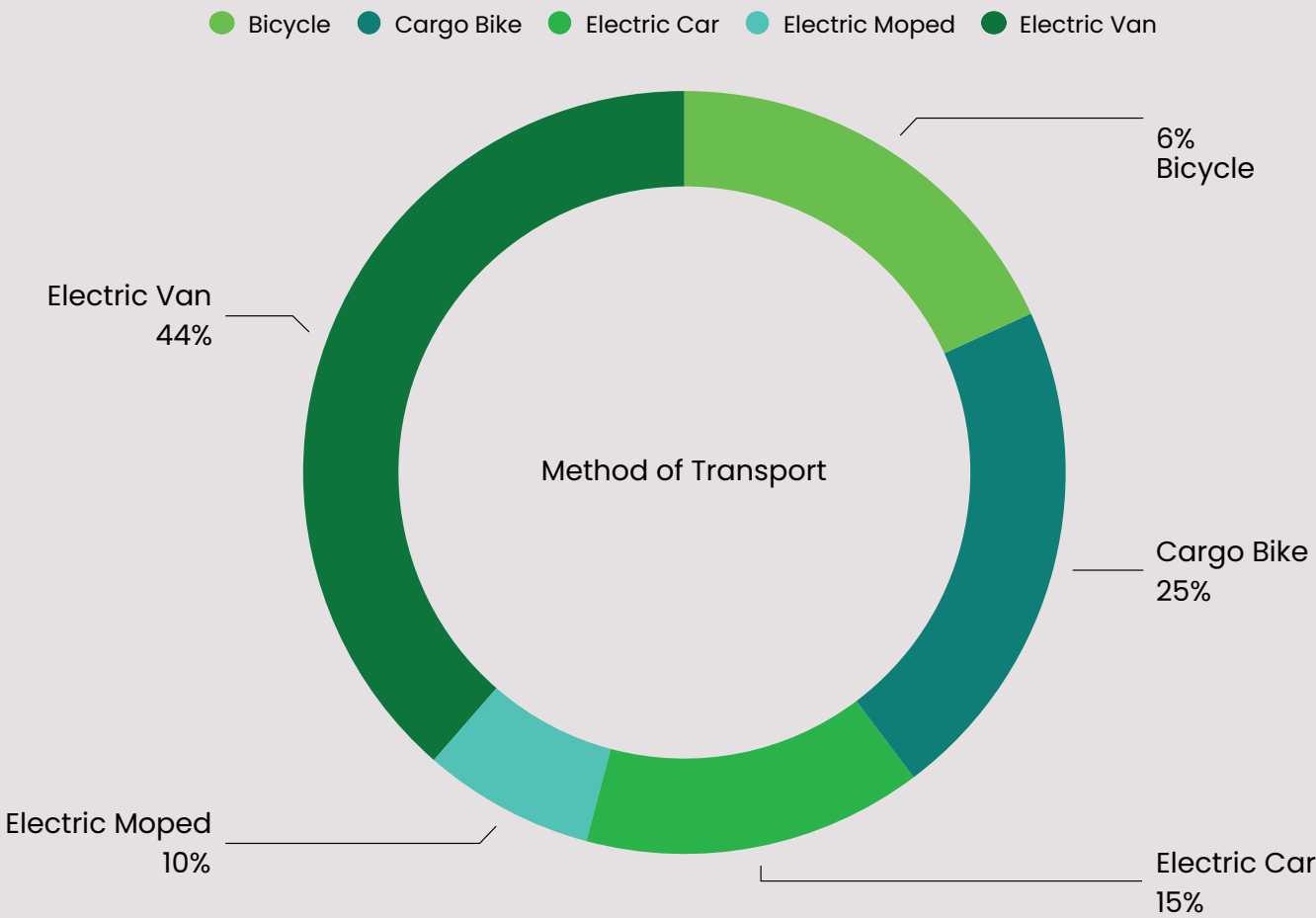
They mean that we've saved emissions equivalent to...



# Fleet Mix

Our fleet comprises of a mix of transport types, including electric vans, electric cars, scooters, bicycles and cargo bikes.

It is this blend of vehicles that allows maximum coverage and unrivalled delivery times and success rates.



# Dedicated Riders & Drivers

The riders and drivers that work with XeroE cover whopping distances!

Our top nine couriers have travelled on average, the distance from London to Sydney!

CYCLIST	COUNTRY	DISTANCE KM	GENDER
Dioner Falci		34,489.60	MALE
Renato Cruz		29,959.10	MALE
Stephanie Bartczak		17,608.60	FEMALE
Shayne Scarlett		14,966.80	MALE
James Headlam		14,490.80	MALE
Marc Albert		12,947.20	MALE
Heloisa Sargaco		8,989.60	FEMALE
Mohammed Aman Ali		8,858.70	MALE
Raquael Martin Mendez		7,653.40	FEMALE

# Strategic Partnerships

Strategic partnerships include B Corp, our commitment to being a net-zero tech innovator with Tech Zero and our scheme with More:Trees, which rewards our customers for providing feedback on their delivery by planting a tree in their name.



We remain the world's highest-scoring logistics BCorp.

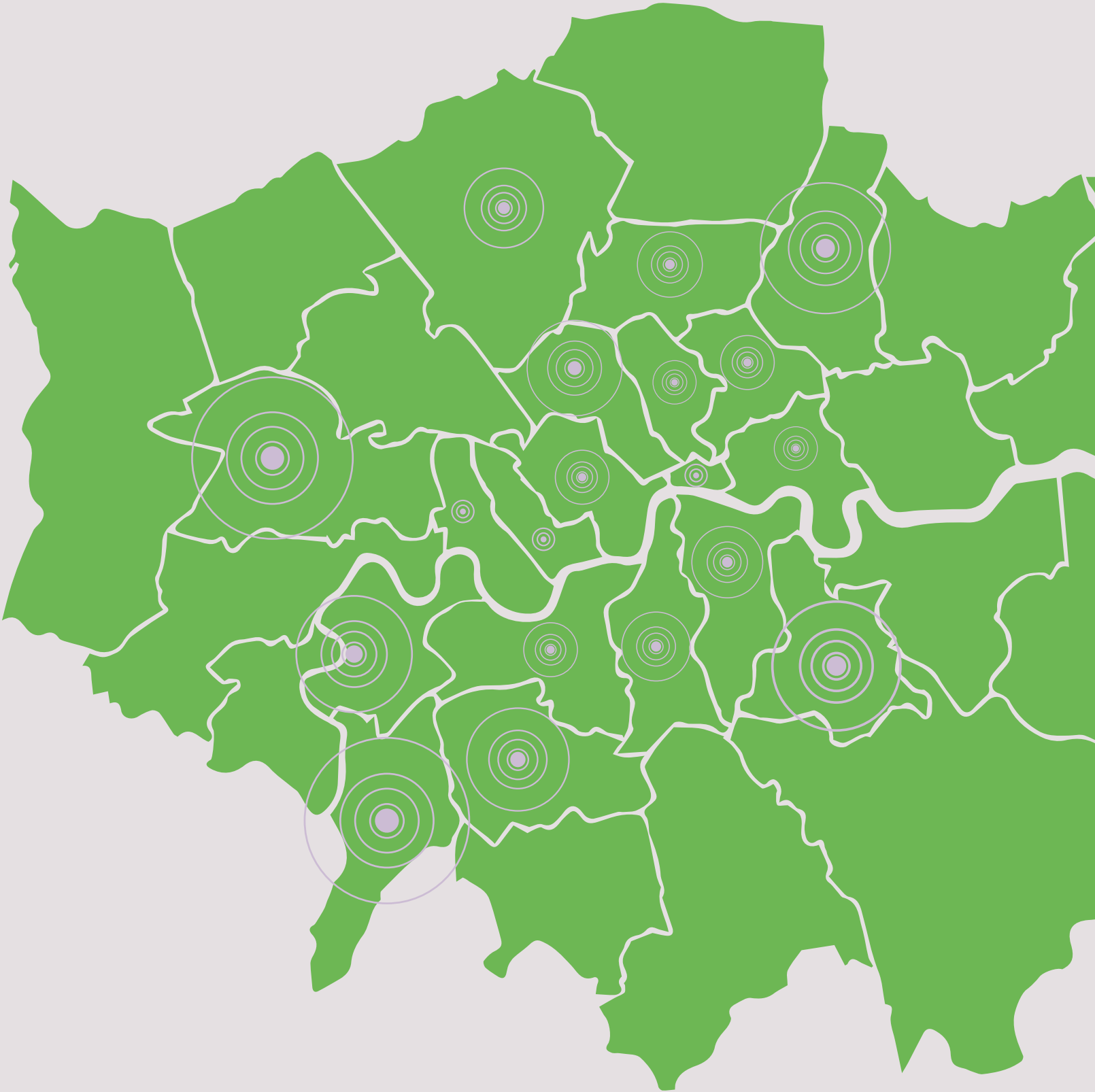


# Measured impact

Our emissions saving algorithm developed with Imperial College enables us to produce granular impact reports by client, rider, area, even postcode, for any period.

Our mission to help clean up urban air is even more important to areas which are more polluted than others.. The table below shows the top 18 areas where we have made the greatest emissions savings.

COUNCIL	CO2	NOx	PM2.5	Days of human lifetime
Bristol	12,125 KG	39,102 gm	1,182 gm	470
Lambeth	4,298 KG	13,861 gm	419 gm	167
Wandsworth	3,707 KG	11,956 gm	361 gm	144
Southwark	2,901 KG	9,356 gm	283 gm	112
Westminster	2,296 KG	7,405 gm	224 gm	89
Camden	2,095 KG	6,756 gm	204 gm	81
Islington	1,903 KG	6,137 gm	186 gm	74
Hammersmith and Fulham	1,728 KG	5,573 gm	169 gm	67
Haringey	1,668 KG	5,379 gm	163 gm	65
Lewisham	1,596 KG	5,147 gm	156 gm	62
Hackney	1,593 KG	5,138 gm	155 gm	62
Waltham Forest	1,501 KG	4,841 gm	146 gm	58
Tower Hamlets	1,393 KG	4,491 gm	136 gm	54
Ealing	1,196 KG	3,856 gm	117 gm	46
Barnet	1,071 KG	3,454 gm	104 gm	42
Richmond upon Thames	934 KG	3,014 gm	91 gm	36
Merton	897 KG	2,893 gm	87 gm	35
Kensington and Chelsea	687 KG	2,214 gm	67 gm	27



Thank you for  
choosing XeroE  
and improving  
the air we all  
breathe.