



Reporting Period: 1st Jul 2023 - 30th Jun 2024

Organisation: Wise Goose Limited

Industry Sector: Other education

Methodology: Greenhouse Gas Protocol Corporate Standard: Location-based

Total Reported Greenhouse Gas Emissions and Intensity Ratios

tonnes of carbon dioxide equivalent emissions (tCO₂e)

Scope	Total (tCO ₂ e)	tCO ₂ e / £ million revenue	tCO ₂ e / student	tCO ₂ e / FTE staff and student	tCO ₂ e / m ²
Scope 1	0.048	0.000	0.000	0.000	0.000
Scope 2	0.000	0.000	0.000	0.000	0.000
Scope 3	3.776	0.000	0.000	0.000	0.000
All Scopes	3.824	0.000	0.000	0.000	0.000

Total Greenhouse Emissions by Scope



Emissions disaggregated by Activity

tonnes of carbon dioxide equivalent emissions (tCO₂e)

Category	All Scopes	Scope 1	Scope 2	Scope 3
Business Services				
Administration services PRICE TYPE: PURCHASE CARBON FACTOR PROVIDER: SWC PURCHASE LOCATION: UNITED KINGDOM	0.009	0.000	0.000	0.009
Education services	0.011	0.000	0.000	0.011
Insurance: Average PRICE TYPE: PURCHASE CARBON FACTOR PROVIDER: SWC PURCHASE LOCATION: UNITED KINGDOM	0.016	0.000	0.000	0.016
Membership organisation services: Average	0.129	0.000	0.000	0.129
Sports and recreation: Average PRICE TYPE: PURCHASE CARBON FACTOR PROVIDER: SWC PURCHASE LOCATION: UNITED KINGDOM	0.002	0.000	0.000	0.002
Wholesale trade services: Average PRICE TYPE: PURCHASE CARBON FACTOR PROVIDER: SWC PURCHASE LOCATION: UNITED KINGDOM	0.000	0.000	0.000	0.000
Business Travel: Air				
Air travel: Average PRICE TYPE: PURCHASE CARBON FACTOR PROVIDER: SWC PURCHASE LOCATION: UNITED KINGDOM	0.671	0.000	0.000	0.671
Business Travel: Rail				
Land travel: Average: UK PRICE TYPE: PURCHASE CARBON FACTOR PROVIDER: SWC PURCHASE LOCATION: UNITED KINGDOM	0.005	0.000	0.000	0.005
National rail: UK	0.274	0.000	0.000	0.274
Underground	0.000	0.000	0.000	0.000
Business Travel: Road				
Bus: Average	0.000	0.000	0.000	0.000
Car or vehicle: Owned by organisation VEHICLE SIZE: SMALL FUEL: PETROL	0.061	0.048	0.000	0.013
Business Travel: Sea				
Ferry	0.039	0.000	0.000	0.039
Digital Network Operator				
Network operator: Data transfer: Network segment: Mobile	0.004	0.000	0.000	0.004
Digital: Web and Cloud Hosting				

Data hosting and processing PRICE TYPE: PURCHASE CARBON FACTOR PROVIDER: SWC PURCHASE LOCATION: UNITED KINGDOM	0.071	0.000	0.000	0.071
Storage: HDD: UK	0.000	0.000	0.000	0.000
Events				
Coffee: Global average	0.190	0.000	0.000	0.190
Food and drink: Average	1.299	0.000	0.000	1.299
Hotel stay: Ireland	0.025	0.000	0.000	0.025
Food and Drink				
Average vegetables: average field grown: Global average	0.002	0.000	0.000	0.002
Average vegetables: heated greenhouse: Global average	0.013	0.000	0.000	0.013
Catering services PRICE TYPE: PURCHASE CARBON FACTOR PROVIDER: SWC PURCHASE LOCATION: UNITED KINGDOM	0.032	0.000	0.000	0.032
Coffee: Global average	0.056	0.000	0.000	0.056
Fruit and vegetables: Processed: Average: UK	0.050	0.000	0.000	0.050
Freight: Downstream				
Freight: Road: Average	0.010	0.000	0.000	0.010
Hotel Stay				
Hotel stay: Ireland	0.050	0.000	0.000	0.050
Information Technology: Hardware				
Data hosting and processing PRICE TYPE: PURCHASE CARBON FACTOR PROVIDER: SWC PURCHASE LOCATION: UNITED KINGDOM	0.001	0.000	0.000	0.001
Smartphone: iPhone: Average	0.058	0.000	0.000	0.058
Telecommunications services PRICE TYPE: PURCHASE CARBON FACTOR PROVIDER: SWC PURCHASE LOCATION: UNITED KINGDOM	0.006	0.000	0.000	0.006
Manufacturing				
Manufacturing: Average	0.032	0.000	0.000	0.032
Trips: Food and Drink				
Cakes: Global average	0.001	0.000	0.000	0.001
Coffee: Global average	0.131	0.000	0.000	0.131
Meat ready meal: average: Global average	0.001	0.000	0.000	0.001
Snacks: Global average	0.006	0.000	0.000	0.006
Wine: Europe	0.000	0.000	0.000	0.000
Use of Sold Products: Information Technology				

Router: Sagemcom: Broadband SAS: Lifetime use

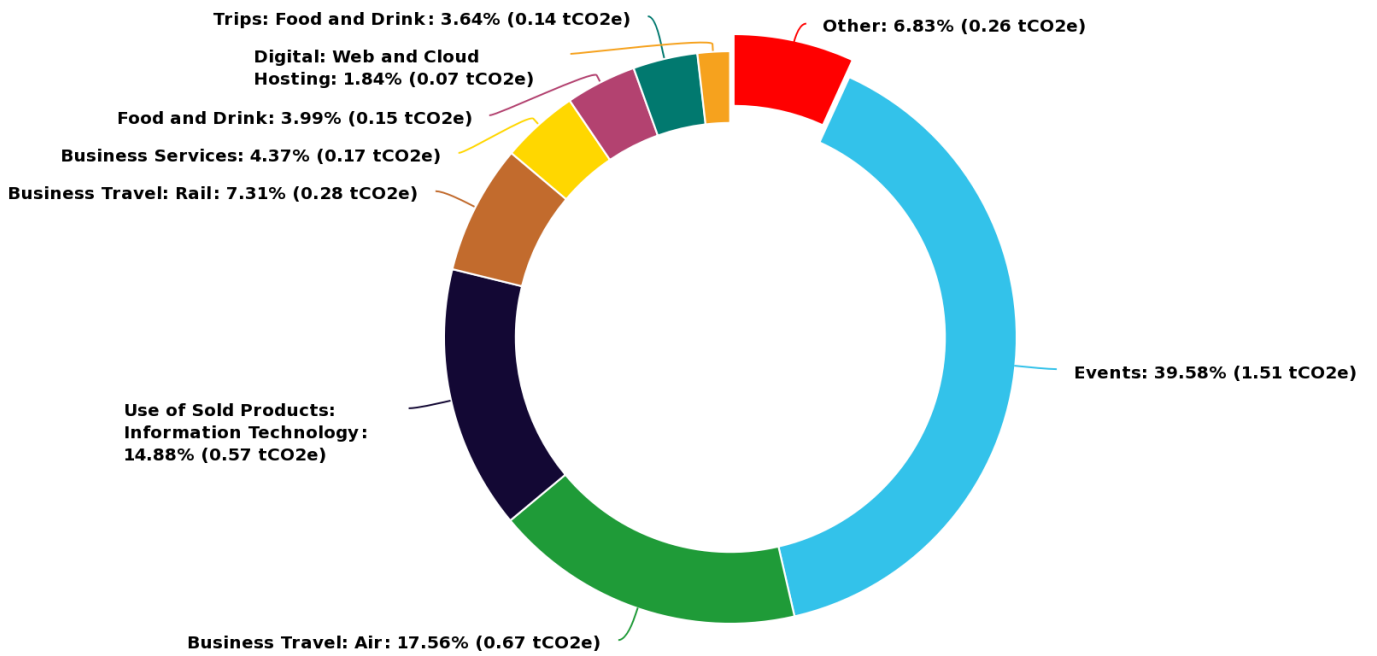
0.569

0.000

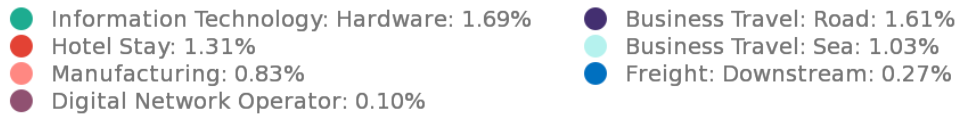
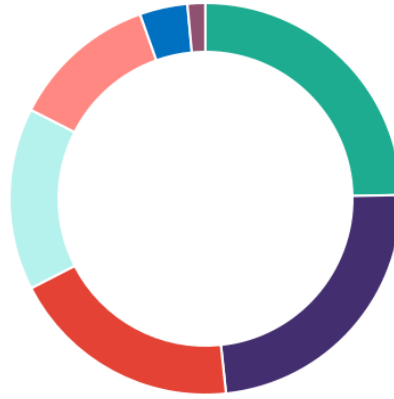
0.000

0.569

Emissions by Activity



Other Breakdown



Total emissions disaggregated by main greenhouse gases

tonnes of carbon dioxide equivalent emissions (tCO₂e)

	Total tCO ₂ e	t CO ₂	t CH ₄	t N ₂ O
Scope 1	0.048	0.048	0.000	0.000
Scope 2	0.000	0.000	0.000	0.000
Scope 3	3.776	0.304	0.000	0.002
All Scopes	3.824	0.352	0.001	0.003

tCO₂ – tonnes of carbon dioxide

tCH₄ – tonnes of methane

tN₂Oe – tonnes of nitrous oxide

N.B. The total carbon dioxide equivalent GHGs (tCO₂e) will not equal the sum of the breakdown into the 3 main gases in this table due to the fact that not all emissions intensities are provided split out by individual gas, plus there are four other groups of Kyoto Protocol gases not included in the table.