


Your carbon calculation

 clean-growth.uk/carbon-accounting/scope-1-2-and-3-output-summary

Scope 1, 2 and 3 - Output Summary

Showing data for - 2023

About your business

Business Name: Materialise Interiors

Business Sector: Architecture and interior design

County: East Sussex

Country: England

Here's a summary of your carbon footprint based on the details you've provided. You have a breakdown of emissions per scope, and then a total carbon footprint.

Scope 1 Emissions - Direct

Natural gas & directly used fields

0.00

Vehicle fleet emissions

1.49

Other direct emissions

0.00

All Scope 1 Emissions

1.49

Scope 2 Emissions - Indirect

Electricity

0.20

Other indirect emissions

0.00

All Scope 2 Emissions

0.20

Scope 3 Emissions - Supply Chain

Employee Business Travel

6.37

Construction waste

0.00

Electrical waste

0.00

Plastic waste

0.00

Other & general waste

0.00

Waste

0.00

Water usage

0.00

Employee commuting

0.00

Construction

0.00

Leased Vehicles

0.00

Contractors vehicle emissions

0.00

Investments

0.00

Manufacturing, product use and disposal

0.00

Venue visitor travel

0.00

Franchises & subsidiaries

0.00

Freighting emissions

0.00

Purchased Goods & Services

3.07

All Scope 3 Emissions

9.44

Your total carbon emissions tCO₂e

11.13

Emissions less offsets

0.13

If you report your number of full-time-equivalent(FTE) employees and turnover for the reporting year, we can calculate your emissions per employee and per £1000 of turnover which allows more meaningful comparisons with other companies in your sector.

FTE Employees

Annual Turnover in £

Emissions per employee

0.13

Emissions per £1000 turnover

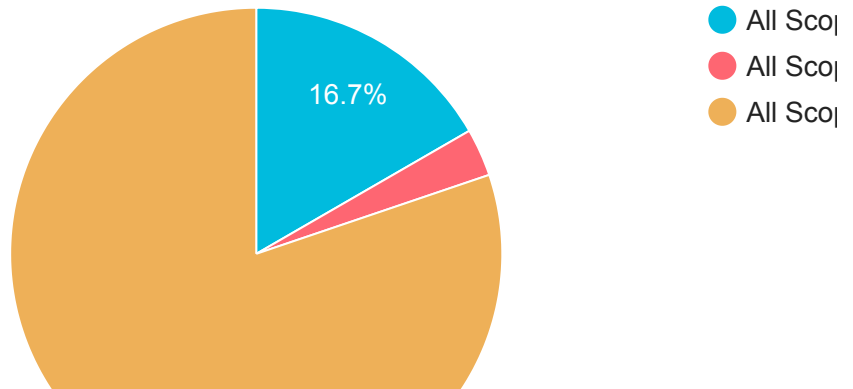
0.01

If you are human, leave this field blank.

Charts

Important: Please click the SAVE or UPDATE button above in order to ensure that you are viewing accurate charts below.

Emissions by Scope

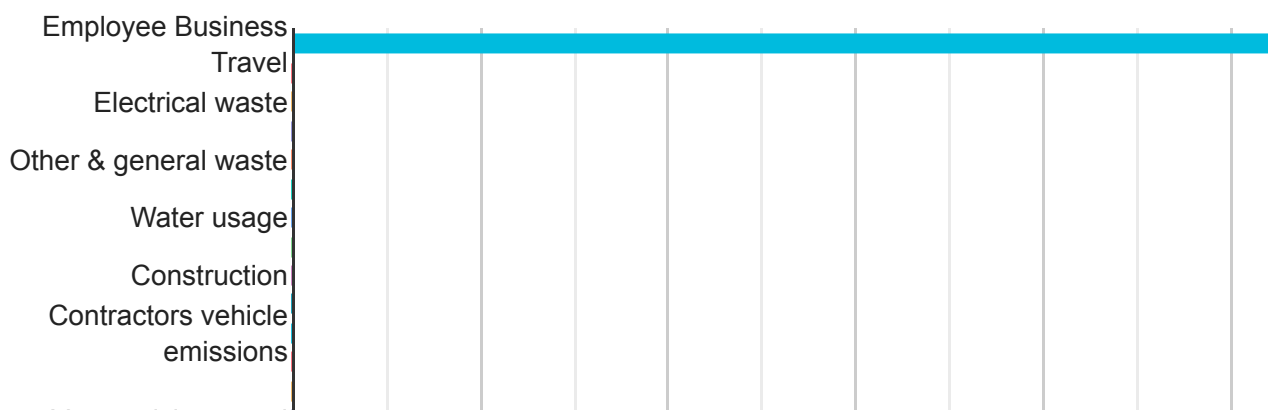


Fields	Total
All Scope 1 Emissions	1.49
All Scope 2 Emissions	0.28
All Scope 3 Emissions	7.17

All Scope 3 Emissions

Scope 3 Emissions

tCO2e



Fields	tCO2e
Employee Business Travel	6.37
Construction waste	0
Electrical waste	0
Plastic waste	0
Other & general waste	0
Waste	0
Water usage	0
Employee commuting	0
Construction	0
Leased Vehicles	0
Contractors vehicle emissions	0
Investments	0
Manufacturing, product use and disposal	0
Venue visitor travel	0
Franchises & subsidiaries	0
Freighting emissions	0
Purchased Goods & Services	0.8

tCO2e